



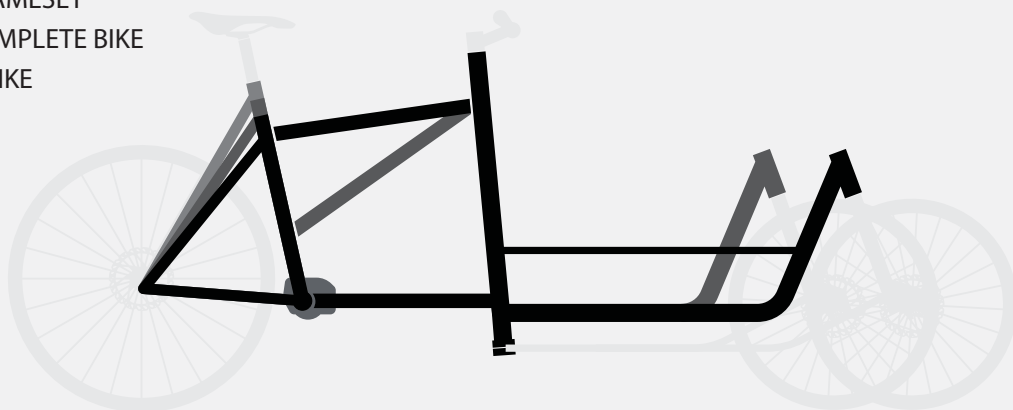
OFFICINE RECYCLE
MODENA

Bronte

- DIY KIT
- FRAMESET
- COMPLETE BIKE
- E-BIKE



Available on any RAL color



MAIN SIZE

- 50 cm (M)
- 55 cm (L)
- 60 cm (XL)

FRAME

- Horizontal top tube
- Low top tube

FRONT RACK

- Bronte
- Bronte XL

PAINTSCHEME

- Powdercoat (RAL)
- Hammered black
- Hammered copper
- Metallized black

LOADING AREA

Bronte: 53 x 50 cm

Bronte XL: 53 x 72 cm

WHEELSET

28" rear / 20" front

SEAT TUBE ANGLE

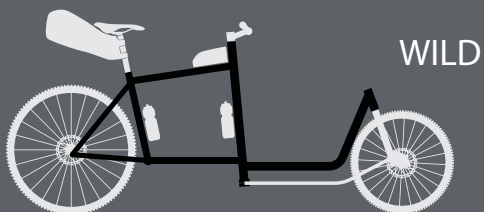
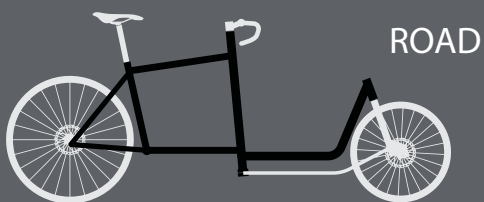
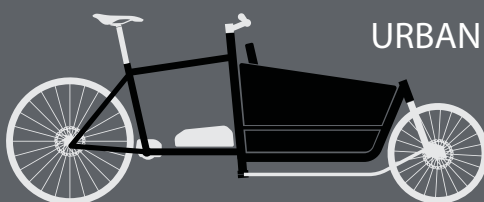
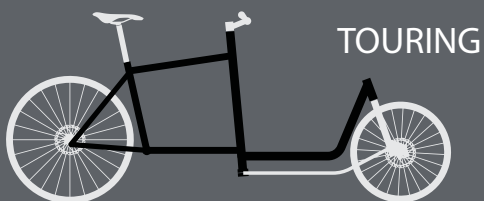
72°

FRAMESET WEIGHT

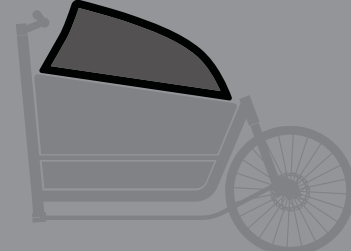



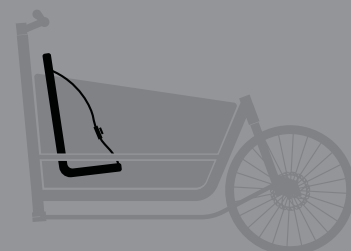
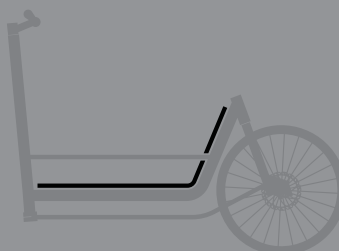
Bronte: 11 kg

Bronte XL: 13 kg
(incl. fork & steerer)

SETUPS

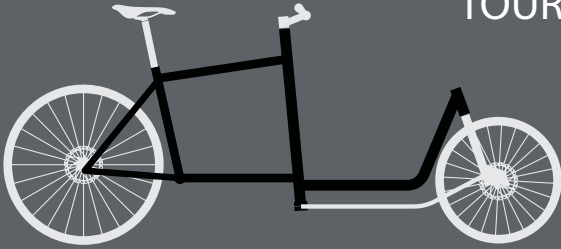


ACCESSORIES



TOURING

Bronte



Shimano Acera 1x9 - 2x9

36t Crankset 175 mm

11-34t Casette

Mech. disc brakes 160 mm

Flatbar rised 710 mm

Shimano Hollowtech II BB

BRN Road saddle

BRN seatpost

Schwalbe BIG BEN front tire 2.15"

Schwalbe Marathon rear tire 1.75"

URBAN

Bronte XL



Shimano Alfne 8s

39t Crankset 170 mm

18t Sprocket

Mech. disc brakes 160 mm

Flatbar rised 710 mm

Shimano Hollowtech II BB

BRN Road saddle

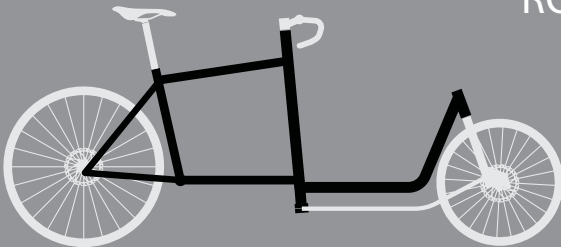
BRN seatpost

Schwalbe BIG BEN front tire 2.15"

Schwalbe Marathon rear tire 1.75"

ROAD

Bronte



Shimano GRX 1x11

38t Crankset 175 mm

11-42t Casette

Mech. disc brakes 160 mm

Flatbar rised 710 mm

Shimano Hollowtech II BB

BRN Road saddle


BRN seatpost

Schwalbe BIG BEN front tire 2.15"

Schwalbe Marathon rear tire 1.75"

WILD

Bronte



Shimano Deore M6000 1x10 - 2x10

38t Crankset 175 mm

11-42t Casette

Mech. disc brakes 160 mm

Flatbar rised 710 mm

Shimano Hollowtech II BB

BRN Road saddle

BRN seatpost

Schwalbe BIG BEN front tire 2.15"

Schwalbe Marathon rear tire 1.75"
